



Te Kura o Ngongotaha



TAU KĒ Ki te Kura

Timatanga ki te Kura



Iti rearea, teitei kahikatea, ka taea

What is a Graduate Profile?

Our aspirations and vision for the skills and knowledge we want our students to have when they leave our kura.

In Rūmaki education at Ngongotaha School we are guided by our Graduate Profile, therefore Te Reo Māori, Mātauranga Tikanga and Tū Pakari are woven into all aspects of teaching and learning. These are referred to as Ngā Pou o Te Whānau Maunga.

We are defined by guiding principles which embrace our vision for tamariki who are learning through the medium of Te Reo Māori.



Te Reo

**Ko te reo kia tika,
Ko te reo kia rere,
Ko te reo kia Māori.**

“Speak the language correctly, speak it so it flows, speak it so it is natural”

Language develops in children when you give them lots of information to think and talk about.

Te Reo

Immersed in Te Reo Māori at home. It is important that your child is engaged in conversations in Te Reo Māori at home as this supports the class programme and reinforces the learning taking place.



Matauranga

“Iti rearea teitei kahikatea ka taea”

Tuhituhi ~ Writing

- In your child's homework book they can practise their letters, words, sentences and stories.
- Give your child access to pens, felts, scissors and paper as often as possible.
- Let your child see you writing.

You may like to write short messages to your child in their homework book. This will help support Te Reo Māori and will help you both share the learning

Pānui ~ Reading

Your child will have a book bag that will be used to bring homework home most nights.

There will be a book to share. Your child may read to you or you can read to your child. Encourage expression as they read and discuss the story as you read.

Letters and words may come home, in the early years, for your child to practise. Your child needs to learn the name, the sound and how to form each letter.

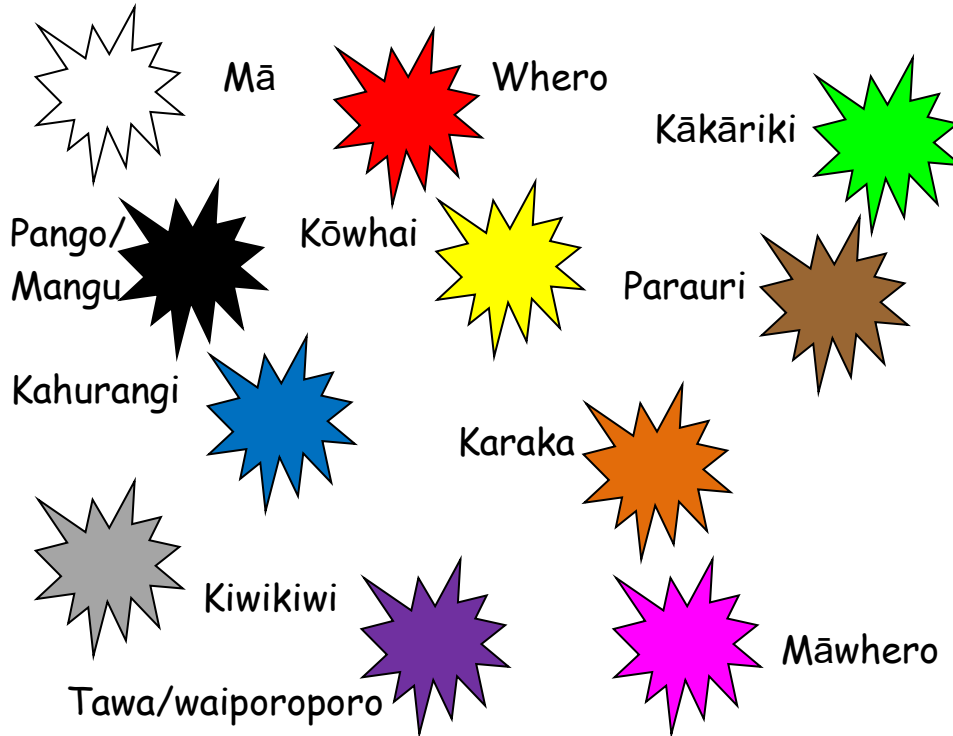
Your child needs to learn the common words so they recognise them easily and quickly.



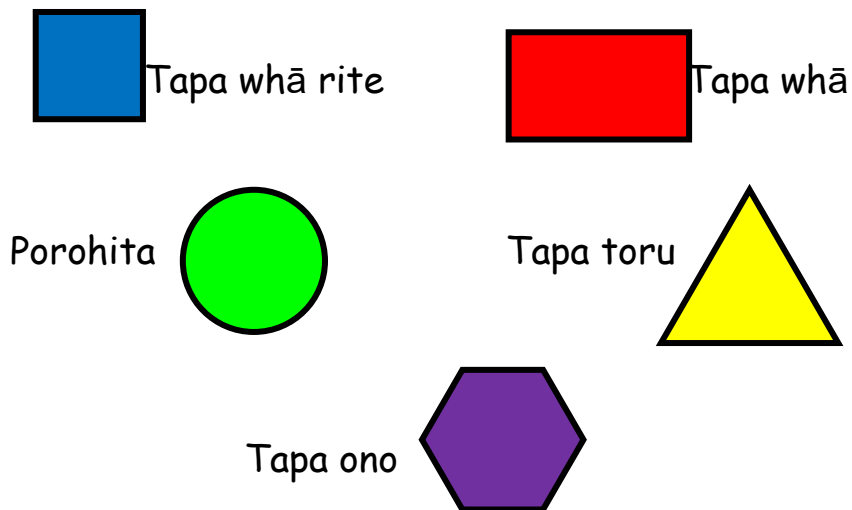
Pangarau ~ Maths

- **Colours:** It is important for your child to know their colours, make a game out of recognising colours together.
- **Counting:** Young children love to count. Encourage them to count anything. Get them to count real things and to use counting to solve real problems. Count forwards and backwards.
- **Recognise numerals:** on letterboxes, price tags, road signs and sizes on shoes and clothes.
- **Patterning:** Together find and look at patterns, such as those in wharenuī, kowhaiwhai, and tukutuku. Share discussions about the way patterns are repeated. They could also make patterns by clapping, dancing or skipping.
- **Matching:** Ask your child to find matching socks. Do jigsaws together. Play card games like snap.
- **Sorting:** Ask your child to sort their toys into groups of colour or shape, sort the knives and forks when setting the table, sort nails and screws into containers.
- **Comparing:** Who is tallest? Compare shoes in the family. Compare the numbers of fruit and vegies. Who has the most, fewest/least?

Ngā Tae ~ Colours



Āhua ~ Shapes



Tikanga

“Kotahi te hā o te mokopuna me te tūpuna”

A grandchild and grandparent share the same breath.

- **Commitment** by whanau to attend whanau hui.
- **Plenty of sleep.** We can't work with children who have watched too much T.V or stayed up late -
10 hours sleep for children is recommended.
- **To be well fed.** Children need a balanced diet. Breakfast is essential before a 6-hour school day. Children need morning-tea and lunch. A drink bottle of water, sandwiches, fruit and home-made food is advised. Pita Pit orders are available to order from the website Lunch Online. These orders can be made on Wednesday and/or Thursday. Pita Pit is delivered to your child's class.
- **To have the correct gear.** A correct school uniform, stationary, lunch. Encourage independence and self-organisation. The teacher will advise if their homework book and book folder need to be returned every day or given on Monday and due back to kura on Friday.

Kua reri tō tamaiti?

- Use Te Reo Māori as often as possible at home/school.
- Have a good command of Te Reo Māori to explain his/her needs.
- Speak clearly enough for adults to understand.
- Able to follow simple instructions.
- **To have a positive attitude.** Encourage your children to try hard and have a positive attitude at school. Encourage your child to help pack their own lunch.
- **To be on time.** Social things happen before school and children who come late are disadvantaged. Learning time is crucial. We value attendance highly and monitor this. If your child is going to be late or absent you must contact the school by phone or text.
- **To aim high and stand proud as a student from Ngongotaha.**

Tū Pakari

“Anō ko te whare whawhao o Te Ao Kapurangi”

The full house of Te Ao Kapurangi

- Treats themselves, others and things with respect
- Has leadership qualities
- Relates well to others
- Makes sound decisions
- Able to set goals
- Aware of choices and consequences
- Motivated
- Is responsible for own actions - manages self

Te Kura o Ngongotaha

Getting ready for school

- Enrol your child at school at the office. You need to bring your child's birth certificate and immunisation forms. You can do this any time before your child starts school.
- Please indicate if you are considering rūmaki education for your child. All learning and instruction is in Te Reo Māori
- If you wish to discuss this before choosing please make an appointment with Whaea Tamara Simpkins the Associate Principal.
- You will be given some forms to read and sign. Please fill these out and return them to the school office.
- On the day your child starts school, you need to go to the school office first, there will be someone to welcome you and to take you to your child's class.
- It is important that all your child's belongings are named; shoes, uniform, togs, towel, lunch box and bag.
- You can purchase stationary before your child starts from Office Max. Make sure to ask at the school office which classroom list you will need. In store at Office Max shop assistants can look for Ngongotaha School class lists. Our school can also print this list for you to take to Office Max please just ask during enrolment process.
- Uniforms can be purchased at The Warehouse. Some second hand items can be purchased from the office.

Communication

- Whanau Hui is held once a term. These are held in the evening with kai to follow. We have been able to develop our graduate profile and programmes as a result of these hui.
- We expect your attendance at these so we can work together for the benefit of your child and so you can share your ideas with us all.
- The medium of Te Reo Māori is used for education. This is a partnership with you. We would encourage you to develop this at home so the children appreciate the importance of the language and so they are supported in their learning.
- We have an open door policy, if you wish to speak to us feel free to come in before or after school or arrange a time that suits us both.
- If you wish to parent help in the class we would encourage this. Please see the class teacher to organise this. This is a great way to support your child's learning and to grow your own language.

Kick Start Programme

- You are invited to bring your pre-schooler for school visits before they start school.
- Visits are held each Wednesday (except the first and last week of the term) from 11.00 am to 12.45 pm (12.30 to 12.45 is eating time in class bring some kai for your tamaiti. After kai time you are welcome to have a wonder around the play areas and then head off when you are ready)
- Visits are held in Room 6 with Whaea Kahurangi
- Your child can come in their school uniform, if you have already purchased it.
- You or an adult family member is asked to stay with your child during the visit. Your child cannot be at school, prior to enrolment start date, without an adult.
- You are reminded that instruction is immersed in Te Reo Māori. We encourage you to use as much Te Reo Māori as you can while on the visits.
- Whaea Julie or Mrs Whyte are the people you will meet at the school office. They will be able to help you with any questions you may have. If they are unable to help, they will be able to introduce you to those who can.

**A warm welcome to Ngongotaha School
Nau mai, haere mai kit e kura o Ngogngotaha**

Ngā Karakia o Te Whānau Maunga

Karakia Timatanga

Te urunga tapu te mauri
Tū te whiwHINGA a Nuku
Tū te whiwHINGA a Rangi
Tū te whiwHINGA a waho
Puritia mai waho
Tāwhia mai waho
Tēnei te mauri ka whakapiki
Tēnei te mauri ka whakakake
Te mauri o tēnei tipua
Te mauri o tēnei ariki
Te mauri kai runga
Te mauri kai rangi
Te mauri ka puta ki te whaiao ki te ao mārama
Tuturu o whiti whakamaua kia tina
Tina!
Hui e! Taiki e!

Te Karakia mō Te Reo Māori

Nāu e te atua kaha rawa
I homai ngā reo o tēnā iwi, o tēnā iwi
Putua noa i te ao
Tukuna mai ana e koe ki ētahi, ko te whakamāoritanga o aua reo
Ko tō mātou reo māori, i homai e koe i te orokohanga rānō o te ao
Hei koha māu ki a mātou te iwi māori
Hei pupuri mā mātou mo ake tonu atu

Kaua e te matua e tukua tēnei tino taonga kia rite ki te moa, ka ngaro
Engari whakakahangia mātou katoa ki te ako, ki te pupuri, kia mau, kia
ita, hei koha mā mātou ki te ao
Ki a koe anō hoki
Tēnā koe te orange, te kingitahi na
Te tama, me te wairua tapu
Kotahi anō atua
Ā, ake tonu atu
Amine

Karakia mō te Kai

Tau mā tini ki runga nei
Manomano ki runga nei
Hā ki raro nei
Whiti ana mai
Kai ana mai
Whakapakaranga mai
Koko kina ka kai ka whiu ka mākona
Te rau tangata
Hui e! Taiki e

Karakia whakamutunga

Kia tau, kia tātou kātou
Te atawhai o tō tātou ariki
A Ihu Karaiti, me te aroha o te Atua
Me te whiwhingatahitanga
Ki te wairua tapu
Ake, ake, ake
Amine

Hui Tuku Taonga

Every Wednesday afternoon at 2.30pm selected tamariki receive a certificate and recognition for showing qualities of our four Pou, Tikanga, Te Reo, Mātauranga and Tū Pakari.

If you are free, please pop in and find a seat at the back in Rūma 5



Te Reo – Mātauranga – Tikanga – Tū Pakari